

## Course syllabus- Level A2 Maestros (plan docente)

### Overview:

Cursos de Inmersión en Lengua Inglesa - A2 MAESTROS

### Level: A2

### Duration: 40 hours (class time)

- including two sessions of One-to-One per day

### Student profile:

Aimed at maestros with an A2 level who need to improve their oral fluency and comprehension in a number of distinct topics from the professional, social, and cultural world.

### Course Objectives: - **GROUP SESSIONS**

- To improve oral fluency and comprehension while acquiring such communication skills as debating, discussing, presenting, and reasoning in English.
- To consolidate existing and acquire and assimilate new vocabulary through oral practice.
- To enable students to use newly acquired language in an active way.
- To reinforce grammatical structures within their level through oral practice and communication.
- To provide the students with the required confidence to overcome their inhibitions with the English language, and freely communicate without apprehension.
- To learn about certain cultural, social, and professional practices in English speaking countries.
- To learn language elements commonly used by student peers in English speaking countries of a similar level.

### - **ONE TO ONE SESSIONS**

- Presenting language or concepts to students in an interactive way.
- Encouraging practice through activities.
- Learning positive correction techniques.

### Topics:


Presenting and presentation techniques, Education, Traditions and stereotypes, Job searching and work practices, The Internet (social networks, internet dangers, messaging etc), Technology, The Environment, Social situations, Interviews, Travel and moving countries, Entertainment.

### Grammatical content:

Question Tags, ordinal numbers, past simple tense, used to.  
Adverbs of frequency, too/either, present perfect tense, modal verbs.  
Future tenses, prefer vs. rather, first and second conditionals, reflexive pronouns, in vs. on, Make vs. Do, passive voice, basic phrasal verbs.

### Methodology:

The methodology used is the communicative approach with a very strong emphasis on total participation. Students will be encouraged to actively participate at all stages of the course to maximize their oral use of the language.  
New language and structures are taught through elicitation and the use of the language in context. Students are then helped to assimilate these new elements through natural practice (both teacher led and free practice activities).



# Maestros A2 - Day 1 - Monday

08.30 - 09.00: Breakfast

09.00-10:30 Level testing:

Teachers use prepared questions and test approx. 5 students each.  
 While oral tests are being conducted, students are completing a written test.  
 Students are graded numerically, with these provisional grades noted.  
 \*After class on Monday, teachers will review level grades with students' performance in class.  
 Any changes will be entered in the Amended level evaluation" form.

10:30-11:30 Ice-breaker games (in groups)

Getting to know one another: Students work in pairs to obtain information about each other (10 min)  
 Presentations: Each student must present their partner to the rest of the group.

11:30-11:45 Break

11.45 - 14.15: Presentations:

<b>Topics:</b>	Types of presentations Audience awareness - Rapport Language of presentations - Openings and outlines Language of presentations - transitions and main body Preparing, using and explaining visuals
<b>Objectives:</b>	Understanding your audience Building rapport and involving participants Putting into practice the language of presentations Talking about types of visual aids and describing them
<b>Grammar:</b>	Question tags

14.15 - 15.30: Lunch with teachers

15.30 - 16.30: Student presentations (30 mins to prepare 3-minute presentation)

Subjects appropriate for students' level  
 Each student receives feedback from both peers and teacher.

16.30 - 18.00: Preparation for more complex presentation on Thursday


Students use this time to organise material for afternoon presentation

18.00 - 18.30: Break

18.30 - 20.30: **Group activity:**  
 20.30 - 21.30: Dinner with teachers  
 21.30: 23.00: **Group activity**

11.45 - 14.00: 1 to 1 session 1: Teaching techniques - introduc-

15.30 - 17.45: 1 to 1 session 2: Demo classessing



# Maestros A2 - Day 2 - Tuesday

08.30 - 09.00: Breakfast

09.00 - 11.30: Education

**Topics:** **Homework check and review**  
 Comparing education systems  
 Discussing what we study and why  
 Qualifications  
 Teacher student relations - discipline and respect  
 The value of education

**Objectives:**  
 Comparing education systems  
 Talking about the subjects we study and why  
 Explaining qualifications  
 Discussing the student-teacher relation in terms of respect and discipline  
 Debating the value of education

**Grammar:**  
 Past tense review  
 The passive voice present and past

11.30-11:45 Break

11.45 - 14.15: Traditions and Culture

**Topics:** Describing people - physical and character descriptions  
 Stereotypes - changing opinions  
 Customs and traditions  
 The generation gap - changes over time

**Objectives:**  
 Colloquial language in use  
 Talking about cultural differences  
 Discussing the importance of traditions  
 Talking about how culture has changed over time

**Grammar:**  
 Adverbs of frequency  
 Comparisons  
 Too / Either / Neither

14.15 - 15.30: Lunch with teachers

15.30 - 18.00: The Cyber Age

**Topics:** The influence of the internet  
 Social networking  
 The dangers of the internet  
 Illegal downloads

**Objectives:**  
 Discussing the internet  
 Talking about social networking  
 Talking about the dangers of using the internet  
 Debating the correct use of downloading material

**Grammar:**  
 Present perfect tense  
 Phrasal verb "to look +"


Presentation Practice

18.00 - 18.30: Break

**18.30 - 20.30:** **Group activity:**  
**20.30 - 21.30:** Dinner with teachers  
**21.30: 23.00:** **Group activity**

11.45 - 14.00: 1 to 1 session 1:  
 Teaching techniques - Concept internalization

15.30 - 17:45:  
 1 to 1 session 2: Demo



# Maestros A2 - Day 3 - Wednesday

08.30 - 09.00: Breakfast

09.00 - 11.30: The World of Work

**Topics:** **Homework check and review**  
 Professions  
 Dream jobs vs. Realistic jobs  
 Where to look for jobs and how to apply  
 Preparing your CV in English

**Objectives:** Discussing the characteristics required for different professions  
 Debating what makes the ideal job  
 Talking about ways of applying for jobs  
 Learning how to prepare a good CV

**Grammar:** Modal verbs  
 Phrasal verb "to turn +"

11.30-11:45 Break

11.45 - 14.15: Going Abroad

**Topics:** Travel - planning, booking and packing  
 What to do if you get sick  
 Moving abroad for a long time - tips and advice  
 Finding accommodation - for the short and long-term

**Objectives:** Discussing what is necessary when planning a trip  
 Talking about what to do if you get ill abroad  
 Talking about what is required when moving abroad for a long period of time.  
 Discussing how to look for accommodation abroad

**Grammar:** Future tenses  
 Phrasal verb "to get +"

14.15 - 15.30: Lunch with teachers

15.30 - 18.00: Entertainment

**Topics:** Types of TV programmes  
 The influence of TV and film  
 Censorship  
 Reading - is this the end?

**Objectives:** Discussing the different types of TV programmes available  
 Debating to what extent, if any, TV and film influence society  
 Talking about the use of censorship  
 Debating the future of printed material

**Grammar:** Prefer vs. Rather  
 Reported speech  
 Phrasal verb "to take +"

Presentation Practice


18.00 - 18.30: Break

**18.30 - 20.30:** **Group activity:**  
**20.30 - 21.30:** Dinner with teachers  
**21.30: 23.00:** **Group activity**

11.45 - 14.00: 1 to 1 session 1:  
 Teaching techniques - Free speaking activities

15.30 - 17:45:  
 1 to 1 session 2: Demo class

©2020 Berlitz Corporation



# Maestros A2 - Day 4 - Thursday

08.30 - 09.00: Breakfast

09.00 - 11.30: Interviews

**Topics:** **Homework check and review**  
 How to prepare an interview  
 Typical questions  
 Mock interviews

**Objectives:** Equal opportunities  
 Practicing typical interview questions  
 Role-playing interview dialogues  
 Debating the whether equal opportunities really exist

**Grammar:** First Conditional  
 Second Conditional  
 Reflexive Pronouns

11.30-11:45 Break

11.45 - 14.15: Leisure and Socialising

**Topics:** Having a social life  
 Different types of celebrations, different ways to celebrate  
 Free time

**Objectives:** Talking about what you do in your free time  
 Discussing celebrations at home and abroad  
 Talking about how people can celebrate

**Grammar:** In vs. On  
 Reported Speech  
 Phrasal verb "to go +"

14.15 - 15.30: Lunch with teachers

15.30 - 18.00: The Environment

**Topics:** **Homework check and review**  
 Current environment issues  
 What can I do to help?  
 Animals in danger of extinction  
 Natural disasters

**Objectives:** Discussing current environmental problems  
 Talking about ways of helping the environment  
 Debating whether all animals should be saved  
 Discussing different types of natural disasters


**Grammar:** Passive Voice  
 Phrasal verb "to put +"

18.00 - 18.30: Break

**18.30 - 20.30:** **Group activity:**  
**20.30 - 21.30:** Dinner with teachers  
**21.30: 23.00:** **Group activity**

11.45 - 14.00: 1 to 1 session 1:  
 Teaching techniques - Correction Techniques

15.30 - 17:45:  
 1 to 1 session 2: Reading



# Maestros A2 - Day 5 - Friday

08.30 - 09.00: Breakfast

09.00 - 11.30: Student presentations

Students, in their groups perform the presentations they have been working on as an on-going homework activity.

They will receive feedback from both teacher and classmates.

11.30-11:45 Break

11.45 - 14.15: Technology and the Future

<b>Topics:</b>	Gadgets - can you live without yours? You're the inventor! Video games - debate and alternatives Predictions for the future
<b>Objectives:</b>	Talking about how useful gadgets are Coming up with a new invention Debating the influence of video games Talking about what future inventions might be like in the future
<b>Grammar:</b>	Imperatives Still / Yet / Already / Anymore

14.15 - 15.30: Lunch with teachers

15.30 - 18.00: FINAL EXAM AND EVALUTATIONS and Review

Students do the final exam, fill out the evaluations, and review what they have seen during the week through revision exercises.


7 stage activity spread to review and consolidate the language seen over the duration of the course.

18.00 Finish

11.45 - 14.00: 1 to 1 session 1:  
Teaching techniques - Demo Class - reading

15.30 - 17:45:  
1 to 1 session 2: Feedback

©2015 Berlitz Corporation



## Course syllabus - Level B1 Maestros (plan docente)

### Overview:

Cursos de Inmersión en Lengua Inglesa - B1 MAESTROS

### Level: B1

### Duration: 40 hours (class time)

- including two sessions of One-to-One per day

### Student profile:

Aimed at maestros with an B1 level and a solid language base who need to improve their oral fluency and comprehension in a number of distinct topics from the professional, social, and cultural world.

### Course Objectives: - GROUP LESSONS

- To improve oral fluency and comprehension within the level.
- To acquire and improve on such communication skills as debating, discussing, and reasoning in English.
- To consolidate and reinforce existing vocabulary and structures through practical application of the language with a focus on participative communication.
- To acquire and assimilate new vocabulary through oral practice to allow students to use newly acquired language in an active way.
- To provide the students with the required confidence to overcome their inhibitions with the English language, and freely communicate without apprehension.
- To learn about certain cultural, social, and professional practices in English speaking countries.
- To learn language elements commonly used by student peers in English speaking countries.

### - ONE TO ONE SESSIONS

- Presenting language or concepts to students in an interactive way.
- Encouraging practice through activities.
- Learning positive correction techniques.

### Topics:

Presenting and presentation techniques, Education, Traditions and stereotypes, Job searching and work practices, The Internet (social networks, internet dangers, messaging etc), Technology, The Environment, Social situations, Interviews, Travel and Relocating, Entertainment.


### Grammatical content:

Present tense question forms, past tense review, passive voice, verbs of perception, 'used to', perfect tense review, adjectives + prepositions, present and past unreal conditionals, comparatives and superlatives, conjunctions, modal verbs, explaining purpose, phrasal verbs

### Methodology:

The methodology used is the communicative approach with a very strong emphasis on total participation. Students will be encouraged to actively participate at all stages of the course to maximize their oral use of the language.

New language and structures are taught through elicitation and the use of the language in context. Students are then helped to assimilate these new elements through natural practice (both teacher led and free practice activities).



# Maestros B1 - Day 1 - Monday

08.30 - 09.00: Breakfast

09:00-10:30 Level testing:

Teachers use prepared questions and test approx. 5 students each.  
While oral tests are being conducted, students are completing a written test.  
Students are graded numerically, with these provisional grades noted.  
\*After class on Monday, teachers will review level grades with students' performance in class.  
Any changes will be entered in the Amended level evaluation" form.

10:30-11:30 Ice-breaker games (in groups)

Getting to know one another: Students work in pairs to obtain information about each other (10 min)  
Presentations: Each student must present their partner to the rest of the group.

11:30-11:45 Break

11.45 - 14.15: Presentations:

<b>Topics:</b>	Types of presentations Audience awareness - Rapport Language of presentations - Openings and outlines Language of presentations - transitions and main body Preparing, using and explaining visuals
<b>Objectives:</b>	Understanding your audience Building rapport and involving participants Putting into practice the language of presentations Talking about types of visual aids and describing them
<b>Grammar:</b>	Question tags

14.15 - 15.30: Lunch with teachers

15.30 - 16.30: Student presentations (30 mins to prepare 3-minute presentation)

Subjects appropriate for students' level  
Each student receives feedback from both peers and teacher.

16.30 - 18.00: Preparation for more complex presentation on Thursday


Students use this time to organise material for afternoon presentation

18.00 - 18.30: Break

<b>18.30 - 20.30:</b>	<b>Group activity:</b>
<b>20.30 - 21.30:</b>	Dinner with teachers
<b>21.30: 23.00:</b>	<b>Group activity</b>

11.45 - 14.00: 1 to 1 session 1: Teaching techniques - introduc-

15.30 - 17.45: 1 to 1 session 2: Demo classessing





# Maestros B1 - Day 2 - Tuesday

08.30 - 09.00: Breakfast

09.00 - 11.30: Education

**Topics:** **Homework check and review**  
 Comparing education systems  
 Discussing what we study and why  
 Qualifications  
 Teacher student relations - discipline and respect  
 The value of education

**Objectives:**  
 Comparing education systems  
 Talking about the subjects we study and why  
 Explaining qualifications  
 Discussing the student-teacher relation in terms of respect and discipline  
 Debating the value of education

**Grammar -**  
 Past tense review  
 The passive voice present and past

11:30-11:45 Break

11.45 - 14.15: Culture and Stereotypes

**Topics:**  
 Stereotypes - changing opinions  
 Where do stereotypes come from?  
 What makes a culture?  
 Customs and traditions  
 Changes in habits and customs  
 Cultural influence over language

**Objectives:**  
 Discussing stereotypes and where they come from.  
 Talking about changing perceptions of 'foreigners'  
 Describing customs and traditions in Spain  
 Describing and understanding customs in other cultures and individuals  
 Discussing how habits have changed through the generations  
 Discussing traditions and customs and their influence on English  
 Talking about the way language has evolved

**Grammar:**  
 Verbs of perception 'seem, sound, looks'  
 'Used to' - Habits in the past

14.15 - 15.30: Lunch with teachers

15.30 - 18.00: The Cyber Age

**Topics:**  
 Changes in and the evolution of communication  
 The internet and how we use it  
 Are you connected - social networking  
 Problems that can arise from social networking & internet dangers  
 Downloading media content

**Objectives:**  
 Discussing communication, how it has developed and how we use it  
 Discussing the Internet, what we use it for  
 Talking about social networking, how we use it and problems  
 Talking about dangers of the internet  
 Debating the illegal downloading of music, film, and other files.

**Grammar:**  
 Present perfect vs. present perfect progressive  
 Recommendation and obligation


Presentation Practice

18.00 - 18.30: Break

**18.30 - 20.30:** **Group activity:**  
**20.30 - 21.30:** Dinner with teachers  
**21.30: 23.00:** **Group activity**

11.45 - 14.00: 1 to 1 session 1:  
 Teaching techniques - Concept internalization

15.30 - 17:45:  
 1 to 1 session 2: Demo



# Maestros B1 - Day 3 - Wednesday

08.30 - 09.00: Breakfast

09.00 - 11.30: The World of Work

<b>Topics:</b>	<b>Homework check and review</b> Jobs - the requirements and conditions of a job Jobs and what they entail Where to look and how to apply Application forms and cover letters Preparing your CV
<b>Objectives:</b>	Discrimination in the hiring process Describing and discussing job conditions Talking about dream jobs... and some not so 'dreamy' professions. Discussing job applications - where to find listings and how to apply Discussing cover letters and application forms Talking about CVs, what should be on them, how to order information Talking about discrimination in the workplace
<b>Grammar -</b>	Adjectives and prepositions Phrasal verbs with "to get +"

11.30-11:45 Break

11.45 - 14.15: Travelling

<b>Topics:</b>	Travel - travel habits Booking - transport and accommodation Common (and non common) problems on a trip I'm not well - medical problems when abroad Important information for moving to Spain or abroad Food - strange dishes
<b>Objectives:</b>	Talking about booking a trip, potential problems, tips and advice Discussing dangerous locations Explaining a medical problem, seeking assistance Finding a place to stay for both the long and short term Discussing things to take into account when renting Talking about the things needed to establish oneself in a foreign country
<b>Grammar:</b>	Present unreal conditional To 'get/be used to something'

14.15 - 15.30: Lunch with teachers

15.30 - 18.00: The Cyber Age

<b>Topics:</b>	TV and film - genres The influence of film, television and music over society Censorship - should all media be censored Reality shows - why do we enjoy them? Pop stars - manufactured music Literature - Do books have a future?
<b>Objectives:</b>	Describing films and TV show, genre, common adjectives Talking about the influence of TV and film over us Discussing censorship, its importance, and level Talking about the news and whether it should be censored Debating the creation of fabricated bands/stars and genuine musicians Debating whether the printed word has a future
<b>Grammar:</b>	Phrasal verbs with "to look +" and "to let +"


18.00 - 18.30: Break

<b>18.30 - 20.30:</b>	<b>Group activity:</b>
<b>20.30 - 21.30:</b>	Dinner with teachers
<b>21.30: 23.00:</b>	<b>Group activity</b>

11.45 - 14.00: 1 to 1 session 1:  
Teaching techniques - Free speaking activities

15.30 - 17:45:  
1 to 1 session 2: Demo

©2015 Berlitz Corporation



# Maestros B1 - Day 4 - Thursday

08.30 - 09.00: Breakfast

09.00 - 11.30: Interviews

**Topics:** **Homework check and review**  
 Preparing for the interview - research and dress  
 Arrival and introduction  
 Skills  
**Objectives:** Interview questions - interview practice  
 Researching a company, what information to look for  
 Discussing how to dress for an interview, how to make a good impression  
 Talking about how to introduce yourself and use the right level of language  
 Practicing talking about yourself - background, skills etc  
**Grammar -** Practicing answering & asking typical and non typical interview questions.  
 Conjunctions - Provided that/as long as, in spite of/despite  
 Past modals

11:30-11:45 Break

11.45 - 14.15: Leisure and Socialising

**Topics:** Going out  
 Problems when out with friends  
 Parties and celebrations  
 Alternatives to going out  
**Objectives:** Adventure/unusual sports  
 Talking about going out - the language of inviting, accepting, and declining  
 Discussing problems when going out  
 Discussing parties and different kinds of celebrations  
 Talking about free time activities with friends  
 Talking about free time activities, sports, and outdoor activities  
**Grammar:** Discussing and describing adventure sports  
 Phrasal verbs with "to turn +"  
 So and Such  
 Presentation workshop: Final preparation

14.15 - 15.30: Lunch with teachers

15.30 - 18.00: The Environment


**Topics:** **Homework check and review**  
 Modern environmental issues  
 The Great Pacific Garbage patch  
 The three 'Rs'.  
 Endangered animals  
 Human impact on animal species  
**Objectives:** Back from the future  
 Discussing environmental issues  
 Talking about plastic waste  
 Talking about how we can help through recycling  
 Discussing how our impact on the environment is endangering animals  
 Debating why only certain animals are used as symbols  
**Grammar:** Describing what we think about the future of our planet  
 'Explaining purpose 'To', 'For', 'So that'  
 Passive voice - future

18.00 - 18.30: Break

18.30 - 20.30: **Group activity:**  
 20.30 - 21.30: Dinner with teachers  
 21.30: 23.00: **Group activity**

11.45 - 14.00: 1 to 1 session 1:  
 Teaching techniques - Correction Techniques

15.30 - 17:45:  
 1 to 1 session 2: Reading



# Maestros B1 - Day 5 - Friday

08.30 - 09.00: Breakfast

15.30 - 18.00: Student presentations

**Students, in their groups perform the presentations they have been working on as an on-going homework activity.**

**They will receive feedback from both teacher and classmates**

11.30-11:45 Break

11.45 - 14.15: Technology and the Future

<b>Topics:</b>	The most important inventions in the modern world Life without important inventions The gadget we use Video games What the future holds
<b>Objectives:</b>	Describing gadgets and what they do Creating a gadget / invention and selling it Discussing inventions, ordering, debating Talking about video games and games industry Deciding if video games can be considered art and discussing their influence over children
<b>Grammar:</b>	Talking about what the future might hold in terms of technology Past unreal conditional, mixed conditionals Prepositions of movement

14.15 - 15.30: Lunch with teachers

15.30 - 18.00: FINAL EXAM AND EVALUTATIONS and Review


**Students do the final exam, fill out the evaluations, and review what they have seen during the week through revision exercises.**

18.00 Finish

11.45 - 14.00: 1 to 1 session 1:  
Teaching techniques - Demo Class - reading

15.30 - 17:45:  
1 to 1 session 2: Feedback/Review

©2015 Berlitz Corporation



## Course syllabus - Level B2 Maestros (plan docente)

### Overview:

Cursos de Inmersión en Lengua Inglesa - B2 MAESTROS

### Level: B2

### Duration: 40 hours (class time)

- including two sessions of One-to-One per day

### Student profile:

Aimed at maestros with an B2 level and thus a good understanding of the language who need to improve their oral fluency and comprehension in a number of distinct topics from the professional, social, and cultural world.

### Course Objectives: - GROUP SESSIONS

- To improve oral fluency and comprehension and convert passive language knowledge to active ability.
- To improve on such essential communication skills as debating, discussing, presenting, and reasoning in English.
- To consolidate and reinforce existing vocabulary and structures through practical application of the language with a focus on participative communication.
- To acquire and assimilate new vocabulary through oral practice to allow students to use newly acquired language in an active way.
- To provide the students with the required confidence to overcome their inhibitions with the English language, and freely communicate without apprehension.
- To learn about certain cultural, social, and professional practices in English speaking countries.
- To learn language elements commonly used by student peers in English speaking countries.

### - ONE TO ONE SESSIONS

- Presenting language or concepts to students in an interactive way.
- Encouraging practice through activities.
- Learning positive correction techniques.

### Topics:

Presenting and presentation techniques, Education, Traditions and stereotypes, Job searching and work practices, The Internet (social networks, internet dangers, messaging etc), Technology, The Environment, Social situations, Interviews, Travel and Relocating, Entertainment.


### Grammatical content:

So vs. Such, past modals, question tags, passive voice with modal verbs, adverbs of frequency, would & used to for past, the verb 'get', conditional review, if only/wish, reported speech, conjunctions, reflexive pronouns, short answer forms, gerund vs. infinitive, phrasal verbs.

### Methodology:

The methodology used is the communicative approach with a very strong emphasis on total participation. Students will be encouraged to actively participate at all stages of the course to maximize their oral use of the language.

New language and structures are taught through elicitation and the use of the language in context. Students are then helped to assimilate these new elements through natural practice (both teacher led and free practice activities).



# Maestros B2 - Day 1 - Monday

08.30 - 09.00: Breakfast

09.00-10:30 Level testing:

Teachers use prepared questions and test approx. 5 students each.  
 While oral tests are being conducted, students are completing a written test.  
 Students are graded numerically, with these provisional grades noted.  
 \*After class on Monday, teachers will review level grades with students' performance in class.  
 Any changes will be entered in the Amended level evaluation" form.

10:30-11:30 Ice-breaker games (in groups)

Getting to know one another: Students work in pairs to obtain information about each other (10 min).  
 Presentations: Each student must present their partner to the rest of the group.

11:30-11:45 Break

11.45 - 14.15: Presentations:

<b>Topics:</b>	Types of presentations Audience awareness - Rapport Language of presentations - Openings and outlines Language of presentations - transitions and main body Preparing, using and explaining visuals
<b>Objectives:</b>	Understanding your audience Building rapport and involving participants Putting into practice the language of presentations Talking about types of visual aids and describing them
<b>Grammar:</b>	Question tags

14.15 - 15.30: Lunch with teachers

15.30 - 16.30: Student presentations (30 mins to prepare 3-minute presentation)

Subjects appropriate for students' level  
 Each student receives feedback from both peers and teacher.

16.30 - 18.00: Preparation for more complex presentation on Thursday


Students use this time to organise material for afternoon presentation

18.00 - 18.30: Break

18.30 - 20.30: **Group activity:**  
 20.30 - 21.30: Dinner with teachers  
 21.30: 23.00: **Group activity**

11.45 - 14.00: 1 to 1 session 1: Teaching techniques - introduc-

15.30 - 17.45: 1 to 1 session 2: Demo classessing



# Maestros B2 - Day 2 - Tuesday

08.30 - 09.00: Breakfast

09.00 - 11.30: Education

**Topics:** **Homework check and review**  
 Comparing education systems  
 Discussing what we study and why  
 What would you do if you were the principal?  
 The evolution of education and discipline

**Objectives:** Discussing education, types of studies and why we choose them  
 Comparing education systems and qualifications  
 Discussing how you would run a school or university  
 Talking about how classroom dynamics and behaviour of students have changed  
 Discussing the evolution of education and its future advances

**Grammar:** Debating whether higher education always pays off  
 Past modals  
 The passive voice

11:30-11:45 Break

11.45 - 14.15: Culture and Customs

**Topics:** Stereotypes - changing opinions  
 Customs and traditions  
 The generation gap - changing manners and habits  
 How language reflects changes in culture

**Objectives:** Discussing stereotypes and where they come from  
 Talking about changing perceptions of "foreigners"  
 Describing customs and traditions in Spain  
 Describing and understanding customs in other cultures  
 Debating how customs have changed through the generations  
 Talking about the way language has evolved

**Grammar:** Adverbs of frequency  
 "Used to"

14.15 - 15.30: Lunch with teachers

15.30 - 18.00: The Cyber Age

**Topics:** The Internet - how has it changed our lives  
 Social networking  
 Internet dangers  
 Illegal downloads

**Objectives:** Discussing the internet  
 Discussing social networking  
 Talking about the dangers of the internet from fraud to "predators"  
 Debating the illegal downloading of music, film, and other files

**Grammar:** Unreal conditionals  
 The verb "to get"  
 Verbs of prohibition


Presentation Practice

18.00 - 18.30: Break

**18.30 - 20.30:** **Group activity:**  
**20.30 - 21.30:** Dinner with teachers  
**21.30: 23.00:** **Group activity**

11.45 - 14.00: 1 to 1 session 1:  
 Teaching techniques - Concept internalization

15.30 - 17.45:  
 1 to 1 session 2: Demo



# Maestros B2 - Day 3 - Wednesday

08.30 - 09.00: Breakfast

09.00 - 11.30: The World of Work

- Topics:** **Homework check and review**  
 Dream jobs - what it takes to get them  
 Where to look and how to apply  
 Preparing your CV
- Objectives:**  
 Are some professions overpaid/underpaid?  
 Talking about dream jobs - and not so "dreamy" professions  
 Discussing job applications - where to find listings and how to apply  
 Talking about CVs, their content, how to organise the information  
 Discussing salaries, comparing overpaid and underpaid professions  
 Talking about equality in the workplace
- Grammar:**  
 Adjectives and prepositions  
 Phrasal verbs with "to look +" and "to turn +"  
 Simple past and present perfect

11.30-11:45 Break

11.45 - 14.15: Moving Places

- Topics:** Travel - bookings, traps, tips, and advice  
 Medical problems while abroad  
 What you need to do when moving abroad
- Objectives:**  
 Looking for short and long term accommodation solutions  
 Talking about booking a trip, potential problems, tips, and advice  
 Discussing dangerous locations  
 Explaining a medical problem, seeking assistance  
 Finding a place to stay for both the long and short term  
 Discussing things to take into account when renting  
 Talking about the things needed to establish oneself in a foreign country
- Grammar:**  
 "Wish" and "if only"  
 Using the subjunctive to recommend / give orders

14.15 - 15.30: Lunch with teachers

15.30 - 18.00: Entertainment

- Topics:** The influence of film, television and music on society  
 Reality shows - is it really entertainment?  
 Pop stars - are manufactured bands killing music?  
 Literature - the uncertain future of the printed world
- Objectives:**  
 Discussing the influence of film and music over behaviour and culture  
 Talking about role models and negative influences  
 Debating the creation of manufactured bands/stars and go-it-alone musicians  
 Discussing reading habits - why read it when I can watch it?  
 Discussing other influences leading to the demise of books
- Grammar:**  
 Reported speech with time expressions  
 Conjunctions - providing that / as long as and in spite of / despite
- Presentation Practice


18.00 - 18.30: Break

- 18.30 - 20.30:** **Group activity:**  
**20.30 - 21.30:** Dinner with teachers  
**21.30: 23.00:** **Group activity**

11.45 - 14.00: 1 to 1 session 1:  
 Teaching techniques - Free speaking activities

15.30 - 17:45:  
 1 to 1 session 2: Demo

©2015 Berlitz Corporation





# Maestros B2 - Day 4 - Thursday

08.30 - 09.00: Breakfast

09.00 - 11.30: Interviews

**Topics:** **Homework check and review**  
 Preparing for the interview - research and dress  
 Interview questions - interview practice  
 Equality when choosing and in the workplace  
 Selecting a candidate

**Objectives:** Researching a company, what information to look for  
 Discussing how to dress for an interview, and make a good impression  
 Introducing yourself with the right level of language  
 Practicing talking about yourself - background, skills, etc.  
 Practicing answering a asking typical and non-typical interview questions

**Grammar:** Discussing inequality at the moment of selecting candidates  
 Phrasal verbs with "to take +" and "to put +"  
 Question forms

11:30-11:45 Break

11.45 - 14.15: Leisure and Socialising

**Topics:** Going out  
 Parties and celebrations  
 What do you do in your free time? - window shopping, watching sports

**Objectives:** Talking about going out - the language of "hooking up"  
 Discussing parties and different kinds of celebrations  
 Talking about free time activities with friends - shopping, hanging out, etc.

**Grammar:** Talking about free time activities - sports and outdoor activities  
 Short answers  
 Question forms

14.15 - 15.30: Lunch with teachers

15.30 - 18.00: The Environment

**Topics:** **Homework check and review**  
 Modern environmental issues - world impact  
 Doing my part - how can we save the world?  
 On the brink - animals in danger of extinction  
 Natural disasters; at-the-scene reports

**Objectives:** Discussing how much we know about the world  
 Talking about environmental issues  
 Talking about how we can help the environment  
 Discussing animals on the brink of extinction  
 Describing natural disasters


**Grammar:** Gerund or infinitive after verbs - meaning changed  
 Phrasal verbs using the particle "out"

18.00 - 18.30: Break

**18.30 - 20.30:** **Group activity:**  
**20.30 - 21.30:** Dinner with teachers  
**21.30: 23.00:** **Group activity**

11.45 - 14.00: 1 to 1 session 1:  
 Teaching techniques - Correction Techniques

15.30 - 17:45:  
 1 to 1 session 2: Reading



# Maestros B2 - Day 5 - Friday

08.30 - 09.00: Breakfast

15.30 - 18.00: Student presentations

Students, in their groups perform the presentations they have been working on as an on-going homework activity.

They will receive feedback from both teacher and classmates.

11.30-11:45 Break

11.45 - 14.15: Technology and the Future

<b>Topics:</b>	Essential gadgets The inventions that changed our world Video games - do they really have a negative influence? What the future holds
<b>Objectives:</b>	Describing gadgets and what they do Creating a gadget / invention and selling it Discussing inventions, ordering, debating Talking about video games and games industry Deciding if video games can be considered art and discussing their influence over children
<b>Grammar:</b>	Talking about what the future might hold in terms of technology Modifying comparisons

14.15 - 15.30: Lunch with teachers

15.30 - 18.00: FINAL EXAM AND EVALUTATIONS and Review


**Students do the final exam, fill out the evaluations, and review what they have seen during the week through revision exercises.**

18.00 Finish

11.45 - 14.00: 1 to 1 session 1:  
Teaching techniques - Demo Class - reading

15.30 - 17:45:  
1 to 1 session 2: Feedback

©2015 Berlitz Corporation



## Course syllabus - Level C1 Maestros (plan docente)

### Overview:

Cursos de Inmersión en Lengua Inglesa - C1 MAESTROS

### Level: C1

**Duration:** 40 hours (class time)

- including two sessions of One-to-One per day

### Student profile:

Aimed at university students with an C1 level and a strong understanding of the language who wish to further develop their oral skills and improve their comprehension while exploring a number of distinct topics from the professional, social, and cultural world.

### Course Objectives: - **GROUP SESSIONS**

- To develop and perfect their oral language skills.
- To further develop and improve such communication skills as debating, discussing, presenting, and reasoning in English. Skills which can then be transferred to professional or academic settings.
- To consolidate and reinforce existing vocabulary and structures through practical application of the language with a focus on participative communication.
- To acquire and assimilate new vocabulary through oral practice to allow students to use newly acquired language in an active way.
- To provide the confidence required to talk comfortably in a number of public speaking environments.
- To learn about certain cultural, social, and professional practices in English speaking countries.
- To learn language elements commonly used by student peers in English speaking countries.

### - **ONE TO ONE SESSIONS**

- Presenting language or concepts to students in an interactive way.
- Encouraging practice through activities.
- Learning positive correction techniques.

### Topics:

Presenting and presentation techniques, Education, Traditions and stereotypes, Job searching and work practices, The Internet (social networks, internet dangers, messaging etc), Technology, The Environment, Social situations, Interviews, Travel and Relocating, Entertainment.


### Grammatical content:

Subjunctive (requests), Prefixes and suffixes, modal verbs, passive review, written contractions, adverbs vs. adjectives, formal vs. informal structures, reported speech and clauses, conditional review, to be/get used to, comparatives and superlatives, phrasal verbs related with using the internet.

### Methodology:

The methodology used is the communicative approach with a very strong emphasis on total participation. Students will be encouraged to actively participate at all stages of the course to maximize their oral use of the language.

New language and structures are taught through elicitation and the use of the language in context. Students are then helped to assimilate these new elements through natural practice (both teacher led and free practice activities).



# Maestros C1 - Day 1 - Monday

08.30 - 09.00: Breakfast

09.00-10:30 Level testing:

Teachers use prepared questions and test approx. 5 students each.  
 While oral tests are being conducted, students are completing a written test.  
 Students are graded numerically, with these provisional grades noted.  
 \*After class on Monday, teachers will review level grades with students' performance in class.  
 Any changes will be entered in the Amended level evaluation" form.

10:30-11:30 Ice-breaker games (in groups)

Getting to know one another: Students work in pairs to obtain information about each other (10 min)  
 Presentations: Each student must present their partner to the rest of the group.

11:30-11:45 Break

11.45 - 14.15: Presentations:

<b>Topics:</b>	Types of presentations Audience awareness - Rapport Language of presentations - Openings and outlines Language of presentations - transitions and main body Preparing, using and explaining visuals
<b>Objectives:</b>	Understanding your audience Building rapport and involving participants Putting into practice the language of presentations Talking about types of visual aids and describing them
<b>Grammar:</b>	Question tags

14.15 - 15.30: Lunch with teachers

15.30 - 16.30: Student presentations (30 mins to prepare 3-minute presentation)

Subjects appropriate for students' level  
 Each student receives feedback from both peers and teacher.

16.30 - 18.00: Preparation for more complex presentation on Thursday


Students use this time to organise material for afternoon presentation

18.00 - 18.30: Break

<b>18.30 - 20.30:</b>	<b>Group activity:</b>
<b>20.30 - 21.30:</b>	Dinner with teachers
<b>21.30: 23.00:</b>	<b>Group activity</b>

11.45 - 14.00: 1 to 1 session 1: Teaching techniques - introduc-

15.30 - 17:45: 1 to 1 session 2: Demo classessing



# Maestros C1 - Day 2 - Tuesday

08.30 - 09.00: Breakfast

09.00 - 11.30: Education and its uses

**Topics:** **Homework check and review**  
Systems of education at home and abroad  
Gaining qualifications and what they represent  
Education and employability

**Objectives:** What is involved in class preparation  
Discussing the pros and cons of different education systems  
Debating how useful qualifications are vs. experience  
Talking about what your education has allowed you to do  
Establishing how to organize a lesson plan

**Grammar:** Reflexives  
Passive Voice

11:30-11:45 Break

11.45 - 14.15: Culture Influences and Traditions

**Topics:** How cultures differ  
The importance of tradition  
Does tradition ever become outdated?  
Multi-cultural society

**Objectives:** Talking about the differences and stereotypes of different cultures  
Discussing how tradition is used to reinforce culture  
Debating the pros and cons of multi-cultural society

**Grammar:** Contractions  
Adverbs vs adjectives

14.15 - 15.30: Lunch with teachers

15.30 - 18.00: The Digital World

**Topics:** The development of the internet  
The social media boom  
Problems associated with the internet  
The implications of illegal downloads

**Objectives:** Talking about how the internet has changed the way we live  
Discussing the use of social media in our professional and private lives  
Discussing the problems associated with the internet  
Debating the issue of illegally downloading material

**Grammar:** Phrasal verbs  
Punctuation


Presentation Practice

18.00 - 18.30: Break

**18.30 - 20.30:** **Group activity:**  
**20.30 - 21.30:** Dinner with teachers  
**21.30: 23.00:** **Group activity**

11.45 - 14.00: 1 to 1 session 1:  
Teaching techniques - Concept internalization

15.30 - 17:45:  
1 to 1 session 2: Demo



# Maestros C1 - Day 3 - Wednesday

08.30 - 09.00: Breakfast

09.00 - 11.30: The Professional world

**Homework check and review**

**Topics:** The job market  
The realities of certain job profiles  
How to look for work

**Objectives:** How to prepare a CV for today's job market  
Talking about how the world of work has changed over time  
Discussing the influence of TV in the perception of job profiles  
Where to look for jobs

**Grammar:** How to prepare a good CV  
Future passive voice  
Formal vs informal language structures

11.30-11:45 Break

11.45 - 14.15: Travelling

**Topics:** Organising a trip  
Establishing yourself abroad for both short and longer periods of time  
What to do in case of emergency while abroad

**Objectives:** The realities of living abroad  
Talking about the advantages and disadvantages of living abroad  
Discussing the preparatory measures needed before going abroad  
Talking about how to find a place to stay for the long and short-term

**Grammar:** Imperative  
Subjective in requests

14.15 - 15.30: Lunch with teachers

15.30 - 18.00: Entertainment

**Topics:** TV programme genres  
The influence of popular culture on society  
Censorship in the 20th Century  
Will books become obsolete?

**Objectives:** Talking about different types of TV programme  
Debating to what extent, if any, society is influenced by pop culture

**Grammar:** Reported speech  
Prepositions  
Comparatives and superlatives

Presentation Practice


18.00 - 18.30: Break

**18.30 - 20.30:** Group activity:  
**20.30 - 21.30:** Dinner with teachers  
**21.30: 23.00:** Group activity

11.45 - 14.00: 1 to 1 session 1:  
Teaching techniques - Free speaking activities

15.30 - 17:45:  
1 to 1 session 2: Demo classes

©2015 Berlitz Corporation



# Maestros C1 - Day 4 - Thursday

08.30 - 09.00: Breakfast

09.00 - 11.30: Interviews and how to prepare for them

**Topics:** **Homework check and review**  
 Preparing for a job interview  
 Typical questions and answers  
 Equal opportunities when applying for a job  
 Practicing interviews

**Objectives:** Talking about how to prepare for an interview  
 Discussing what questions and answers generally come up in an interview  
 Debating whether everybody is equal when applying for jobs  
 Role-play interviews

**Grammar:** Question structure and appropriate responses

11.30-11:45 Break

11.45 - 14.15: Social Life

**Topics:** Having a social life  
 Popular celebrations home and overseas  
 Using free time well

**Objectives:** Talking about social activities  
 Discussing celebrations and how they bring people together  
 Debating what could be considered a "good" use of free time

**Grammar:** Yet / already  
 Present perfect tense

14.15 - 15.30: Lunch with teachers

15.30 - 18.00: The Natural World

**Topics:** **Homework check and review**  
 Current problems in the natural world  
 How we can contribute to improving the environment  
 Animals at risk of dying out  
 Natural disasters

**Objectives:** Discussing how we have influenced changes in the natural world  
 Talking about what we can do to improve the current environmental situation  
 Debating how important it is to save all animals


**Grammar:** Conditionals  
 Get used to

18.00 - 18.30: Break

**18.30 - 20.30:** **Group activity:**  
**20.30 - 21.30:** Dinner with teachers  
**21.30: 23.00:** **Group activity**

11.45 - 14.00: 1 to 1 session 1:  
 Teaching techniques - Correction Techniques

15.30 - 17:45:  
 1 to 1 session 2: Reading



# Maestros C1 - Day 5 - Friday

08.30 - 09.00: Breakfast

15.30 - 18.00: **Student presentations**

Students, in their groups perform the presentations they have been working on as an on-going homework activity.

They will receive feedback from both teacher and classmates

11.30-11:45 **Break**

11.45 - 14.15: **The Technological World**

- |                    |  |
|--------------------|--|
| <b>Topics:</b>     | The most significant inventions<br>Video games and their repercussions in society<br>Too technological?<br>What will life be like in the future?   |
| <b>Objectives:</b> | Talking about inventions that changed the modern world<br>Debating to what extent, if any, video games influence their players<br>Discussing whether we rely too much on modern technology |
| <b>Grammar:</b>    | Talking about how life will change with future inventions<br>Comparatives<br>Superlatives  |

14.15 - 15.30: **Lunch with teachers**

15.30 - 18.00: **FINAL EXAM AND EVALUTATIONS and Review**

**Students do the final exam, fill out the evaluations, and review what they have seen during the week through revision exercises.**


7 stage activity spread to review and consolidate the language seen over the duration of the course.

18.00 **Finish**

11.45 - 14.00: 1 to 1 session 1:  
Teaching techniques - Demo Class - reading

15.30 - 17:45:  
1 to 1 session 2: Feedback

©2015 Berlitz Corporation





## Course syllabus - Level C2 Maestros (plan docente)

### Overview:

Cursos de Inmersión en Lengua Inglesa - C2 MAESTROS

### Level: C2

### Duration: 40 hours (class time)

- including two sessions of One-to-One per day

### Student profile:

Aimed at maestros with an C2 level and thus excellent understanding of the language who wish to practice and perfect their oral level of communication and learn phrases and subtleties fitting of a such a high level. Students should be fully willing to participate in a variety of oral tasks while looking at broad range of different subjects from the professional, social, and cultural world.

### Course Objectives: -GROUP SESSIONS

- To develop and perfect their oral language skills, learning subtleties common to native speakers.
- To hone and perfect improve such communication skills as debating, discussing, presenting, and reasoning in English which will can be carried through to future professional or academic applications.
- To learn language commonly used by native speakers while reinforce existing vocabulary and structures activities with a focus on participative communication.
- To provide the students with the required confidence and ability to speak in varied public setting where they may face native or high level English speakers.
- To learn about certain cultural, social, and professional practices in English speaking countries.

### - ONE TO ONE SESSIONS

- Presenting language or concepts to students in an interactive way.
- Encouraging practice through activities.
- Learning positive correction techniques.

### Topics:

Presenting and presentation techniques, Education, Traditions and stereotypes, Job searching and work practices, The Internet (social networks, internet dangers, messaging etc), Technology, The Environment, Social situations, Interviews, Travel and Relocating, Entertainment.


### Grammatical content:

Subjunctive (suggestions), contractions written vs. spoken, will and would to describe habits, wish and if only, gerund and infinitive after verbs (meaning change), phrasal verbs related to presentations and public speaking.

### Methodology:

The methodology used is the communicative approach with a very strong emphasis on total participation. Students will be encouraged to actively participate at all stages of the course to maximize their oral use of the language.

New language and structures are taught through elicitation and the use of the language in context. Students are then helped to assimilate these new elements through natural practice (both teacher led and free practice activities).



# Maestros C2 - Day 1 - Monday

08.30 - 09.00: Breakfast

09:00-10:30 Level testing:

Teachers use prepared questions and test approx. 5 students each.  
 While oral tests are being conducted, students are completing a written test.  
 Students are graded numerically, with these provisional grades noted.  
 \*After class on Monday, teachers will review level grades with students' performance in class.  
 Any changes will be entered in the Amended level evaluation" form.

10:30-11:30 Ice-breaker games (in groups)

Getting to know one another: Students work in pairs to obtain information about each other (10 min)  
 Presentations: Each student must present their partner to the rest of the group.

11:30-11:45 Break

11.45 - 14.15: Presentations:

<b>Topics:</b>	Types of presentations Audience awareness - Rapport Language of presentations - Openings and outlines Language of presentations - transitions and main body Preparing, using and explaining visuals
<b>Objectives:</b>	Understanding your audience Building rapport and involving participants Putting into practice the language of presentations Talking about types of visual aids and describing them
<b>Grammar:</b>	Question tags

14.15 - 15.30: Lunch with teachers

15.30 - 16.30: Student presentations (30 mins to prepare 3-minute presentation)

Subjects appropriate for students' level  
 Each student receives feedback from both peers and teacher.

16.30 - 18.00: Preparation for more complex presentation on Thursday


Students use this time to organise material for afternoon presentation

18.00 - 18.30: Break

<b>18.30 - 20.30:</b>	<b>Group activity:</b>
20.30 - 21.30:	Dinner with teachers
<b>21.30: 23.00:</b>	<b>Group activity</b>

11.45 - 14.00: 1 to 1 session 1: Teaching techniques - introduc-

15.30 - 17.45: 1 to 1 session 2: Demo classessing



# Maestros C2 - Day 2 - Tuesday

08.30 - 09.00: Breakfast

09.00 - 11.30: Education

**Topics:** **Homework check and review**  
 UK versus US Education System  
 A case study: Education in Finland  
 Different learning methodologies  
 Lesson plans

**Objectives:** A look at UK academies  
 Comparing the UK and US education systems  
 Discussing education in Finland  
 Talking about different learning methodologies  
 Establishing how to organize a lesson plan

**Grammar:** Discussing academies in the UK  
 Mixed Conditionals - useful expressions and phrasal verbs

11:30-11:45 Break

11.45 - 14.15: Culture

**Topics:** What am I like - my personal culture  
 The make up of Spanish culture  
 A view from abroad of Spaniards  
 Brits abroad  
 Cultural awareness  
 The danger of stereotyping

**Objectives:** Tradition - case study: the monarchy  
 Discussing culture on a personal level  
 Discussing the make up of Spanish culture and the international view of Spain  
 Talking about behavior of the British at home and abroad  
 Talking about the factors involved in understanding cultures  
 Debating stereotypes, their origins, and the dangers of using them

**Grammar:** Discussing the monarchy and its role in cultural identity  
 Adverbs of frequency

14.15 - 15.30: Lunch with teachers

15.30 - 18.00: The Virtual World

**Topics:** Internet usage  
 The generation gap with technology  
 Internet terms  
 Social networking  
 Internet and social networking dangers  
 Focus 1 - Technology addiction  
 Focus 2 - Catfishing

**Objectives:** Talking about how we use the internet  
 Discussing the differences between generations when using technology  
 Discussing social networking and its importance in our lives  
 Debating the dangers of the internet and how it can affect us  
 Discussing two problems in depth: technology addiction and catfishing


**Grammar:** Using 'will' and 'would' to describe habits  
 Presentation Practice

18.00 - 18.30: Break

**18.30 - 20.30:** **Group activity:**  
**20.30 - 21.30:** Dinner with teachers  
**21.30: 23.00:** **Group activity**

11.45 - 14.00: 1 to 1 session 1:  
 Teaching techniques - Concept internalization

15.30 - 17:45:  
 1 to 1 session 2: Demo



# Maestros C2 - Day 3 - Wednesday

08.30 - 09.00: Breakfast

09.00 - 11.30: The World of Work

<b>Topics:</b>	<b>Homework check and review</b> The current job market Human capital flight Jobs of the past, present, and future Preparing CVs and cover letters
<b>Objectives:</b>	Discussing the current state of the job market Talking about the difficulties faced by job seekers Debating human capital flight and the impact on the national economy Discussing the evolution of employment and job types over time How to prepare a good CV
<b>Grammar:</b>	Formal vs Informal Language - verb tense review

11.30-11:45 Break

11.45 - 14.15: Heading abroad

<b>Topics:</b>	Travel - good and bad experiences Confusing signs... what did they mean to say? Emergencies when travelling Moving abroad - things to consider Accommodation questions
<b>Objectives:</b>	Discussing good and bad travel experiences Look at the often incorrect language used on signs abroad Talking about emergencies and what can go wrong when abroad Discussing the considerations to make when moving abroad Talking about accommodation issues abroad
<b>Grammar:</b>	If only/wish Recommendations with subjunctive/'should' 'ought to'

14.15 - 15.30: Lunch with teachers

15.30 - 18.00: Entertainment

<b>Topics:</b>	Our entertainment Time well spent? Less common forms of entertainment Film or book - book or E-book Reality shows
<b>Objectives:</b>	Discussing how we dedicate time and money to entertainment Debating whether we are wasting time or using it constructively Talking about odd forms of entertainment Discussing the argument for reading over viewing Discussing the addiction to reality television Talking about TV and its obligation to inform as well as entertain
<b>Grammar:</b>	Reported Speech

Presentation Practice


18.00 - 18.30: Break

<b>18.30 - 20.30:</b>	<b>Group activity:</b>
<b>20.30 - 21.30:</b>	Dinner with teachers
<b>21.30: 23.00:</b>	<b>Group activity</b>

11.45 - 14.00: 1 to 1 session 1:  
Teaching techniques - Free speaking activities

15.30 - 17:45:  
1 to 1 session 2: Demo class

©2015 Berlitz Corporation



# Maestros C2 - Day 4 - Thursday

08.30 - 09.00: Breakfast

09.00 - 11.30: Interviews

**Topics:** **Homework check and review**  
 The importance of a good interview  
 Being prepared  
 7 seconds - making a good impression  
 Strengths and weaknesses  
 Skills

**Objectives:** Interview questions + interview practice  
 Understanding how important an interview is in the current climate  
 Talking about how to prepare oneself for an interview  
 Discussing the importance of first impressions  
 Talking about our strengths, weaknesses, and skills

**Grammar:** Learn common questions and practice them in an interview situation  
 Past perfect and past perfect progressive

11.30-11:45 Break

11.45 - 14.15: Language

**Topics:** The origins of language  
 Language acquisition  
 Dialects vs. language  
 Being P.C.  
 Idioms

**Objectives:** The language of the future - tech language  
 Debating the origins of language and looking at theories  
 Talking about language acquisition and two main theories  
 Debating the line between dialect and language  
 Discussing the importance of a dialect for regional identity  
 Talking about being politically correct and how language has adapted

**Grammar:** Looking at the way language is changing in the face of new technology  
 Contractions

14.15 - 15.30: Lunch with teachers

15.30 - 18.00: The Environment

**Topics:** **Homework check and review**  
 Environment facts  
 Current problems in the natural world  
 International stances on the environment  
 Animals at risk of dying out  
 Natural disasters

**Objectives:** Looking at some facts about the current state of the environment  
 Talking about environmental problems, their causes and affects  
 Discussing view points of different countries concerning the environment  
 Discussing animals on the brink of extinction

**Grammar:** Talking about natural disasters  
 Gerund or infinitive meaning change  
 Phrasal verbs

18.00 - 18.30: Break

**18.30 - 20.30:** **Group activity:**  
**20.30 - 21.30:** Dinner with teachers  
**21.30: 23.00:** **Group activity**

11.45 - 14.00: 1 to 1 session 1:  
 Teaching techniques - Correction Techniques

15.30 - 17:45:  
 1 to 1 session 2: Reading



# Maestros C2 - Day 5 - Friday

08.30 - 09.00: Breakfast

09.00 - 11.30: **Student presentations**

Students, in their groups perform the presentations they have been working on as an on-going homework activity.

They will receive feedback from both teacher and classmates.

11:30-11:45 **Break**

11.45 - 14.15: **Leisure**

- |             |   |
|-------------|---|
| Topics:     | Different leisure activities<br>Gender differences<br>Going out   |
| Objectives: | Are our leisure habits changing<br>Talking about different leisure activities<br>Discussing the influence gender has on how we spend our leisure<br>Talking about the language of going out<br>Discussing changing leisure habits |

14.15 - 15.30: **Lunch with teachers**

15.30 - 18.00: **FINAL EXAM AND EVALUTATIONS and Review**

**Students do the final exam, fill out the evaluations, and review what they have seen during the week through revision exercises.**

18.00 **Finish**

11.45 - 14.00: 1 to 1 session 1:  
Teaching techniques - Demo Class - reading

15.30 - 17:45:  
1 to 1 session 2: Feedback/Review

©2015 Berlitz Corporation

